



STANDARD AND CUSTOM ANTENNAS FOR IOT

OVERVIEW AND SELECTION GUIDE

CREATING A SAFER, SUSTAINABLE, PRODUCTIVE AND CONNECTED FUTURE

TE Connectivity (TE) is a leading developer and manufacturer of high performance embedded and external antenna solutions addressing the needs of exponentially-growing wireless traffic. From the advent of mobile phones to the IoT devices of today, TE engineers have been developing antenna solutions for some of the most challenging applications, integrating multiple antennas into small form-factor devices and solving some complex design challenges in multi-radio environments.

TE's antenna portfolio includes standard and custom solutions in the following categories: Cellular, GNSS, Wi-Fi/Bluetooth/Zigbee, ISM, LPWAN and RF accessories. With our rich antenna portfolio, we thrive on opportunities to solve problems together with our customers.

Across industries TE can provide safe, sustainable, and productive antenna solutions along with implementation and optimization services to enable a more connected world. TE can provide advanced antenna solutions for most wireless devices, with many combinations to address customer required features. Our antenna designs can accommodate a broad range of frequency bands for operation on any network in both regional and global markets.



Recognized as a **GLOBAL INNOVATION LEADER** by several leading indices

COMMUNITY LEADER listed on Dow Jones Sustainability Index and named as one of **WORLD'S MOST ETHICAL COMPANIES** by Ethisphere Institute

Recognized by Fortune in companies that **CHANGE THE WORLD** and **WORLD'S MOST ADMIRABLE COMPANIES**

YOUR TRUSTED PARTNER



KEY BENEFITS

- High reliability: high performance and isolation
- High efficiency: optimized throughput, minimal losses
- State of the art antenna laboratories and global footprint
- In-house testing and validation
- Implementation services
- An innovation leader
- Quick-turn designs and prototypes
- World class fully-integrated manufacturing capabilities



WIRELESS PROTOCOLS

- Cellular, sub 6GHz (2G-5G, NB-IoT, LTE-M)
- LPWAN for IoT
- Wi-Fi, Bluetooth, ISM
- GNSS, GPS, Positioning
- Ultra-wideband
- LoRa, Sigfox, Z-wave/ ZigBee
- Combination antennas
- 5G mmWave




FOCUS APPLICATIONS

- Security & surveillance
- Indoor lighting, street lighting
- Home and building automation
- Smart metering, energy management
- Industrial IoT, predictive maintenance
- Health and medical devices
- Telematics, OBD, asset tracking
- Audio and entertainment
- Agriculture


MOUNTING TYPES

Board Mount Antennas




Surface mount

- Consist of: Element + Keep out + Ground
- Small size, low profile
- Ideal for devices with very low height requirement
- Relatively large PCB ground keep out of 10 mm to 20 mm is required



Tab mount


- Consist of: Element + Keep out + Ground
- Higher profile of 10 mm to 20 mm
- Smaller PCB ground keep out of 5 mm to 10 mm is required
- Can save PCB space and offer good antenna performance



Surface mount on ground


- Consist of: Element + Ground
- Higher profile of 5 mm to 25 mm
- No PCB ground keep out is required
- Can save PCB space
- On-ground type ideal for single/dual high band antennas

Embedded Antennas



Chassis mount, direct feed


- Compact Antenna
- Use existing ground plane
- Ground plane design + components/routing can have strong RF impact
- Automatic and repeatable assembly



Chassis mount, cable feed


- Larger Antenna
- Ground plane independent antenna
- Ground plane + components having little impact on RF
- Manual assembly

External & Terminal Antennas



External

- Stand-alone antenna
- Little to no dependency on device ground
- Preferred option for metal cases
- Option where antenna position different from device position
- Minimal RF design effort, ready to use



Terminal mount

- Stand-alone antenna
- Dependency on device ground increases with lower frequencies
- Preferred option for metal cases
- Higher gain options available
- Adapter cable = adding cost
- Easy manipulation with minimal RF design effort

MANUFACTURING TECHNOLOGIES

Laser Direct Structuring (LDS)

TE is a leading supplier of molded interconnect device (MID) technology with more than 25 years mass production experience. LDS is an exciting technology used to create MIDs.

LDS can save valuable space in your application by integrating high frequency, mechanical and electrical functionality into one component. Laser structuring enables 3-dimensional (3D) design/routing capability, versus the limiting 2-dimensional (2D) capability on a printed circuit board (PCB) or other common substrates.

LDS technology also allows for improved antenna performance because antennas can be placed in the design where they have more room for better bandwidth and efficiency.

TE has been a leader in early adoption of LDS manufacturing process technology, giving us the experience to help get the design solution correct with minimal effort. Our in-house development and fully integrated manufacturing means we can better control the process and timing from end-to-end and can transition quickly from prototype to mass production – helping delivering your product fast to increase your speed to market.

The use of LDS technology is not limited to antennas, and also includes electro-mechanical, shielding, and other components used in a wide variety of applications.

Key benefits

- Ability to selectively and repeatably plate
- 3 dimensionally
- Space savings
- Ability to produce thin (0.15 mm) traces
- Improved antenna performance
- Applied cost savings
- Fast time to market
- Flexibility for pattern changes during production
- Simple/fast/low cost tooling



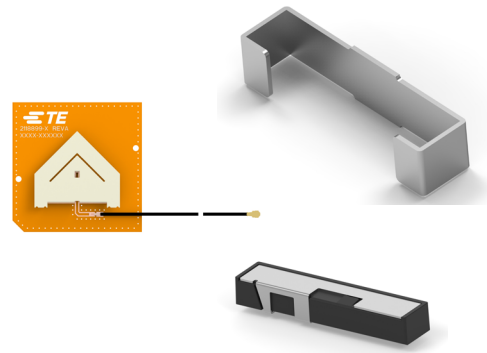
Printed Electronics

TE has deep experience in various printed electronics technologies, covering ink technologies and printing techniques. Our ink technology research includes custom ink formulation in conductive, magnetic, and other functional inks, in addition to access and experience with various commercially available inks. Our printing capabilities can cover analog and digital printing techniques of 2D and 3D surfaces. TE's process and product development focus areas include antennas, sensors, passive components, in-mold electronics, electrodes & contacts, and medical devices.

Contact TE for more information.


Stamped Metal Antennas

Formed metal embedded antennas can offer high efficiency and may be appropriate for smaller devices where there is limited internal space. TE's standard off-the-shelf offering of low profile, high performance stamped antennas can deliver a low cost and highly repeatable manufacturing solution. Custom designs can also be provided, however, this is typically only suitable for higher volume applications, as tooling is necessary for stamping and forming. Various mounting options are available.




PCB & FPC Antennas

Useful for multi-band antennas, flexible printed circuits (FPCs) and printed circuit boards (PCBs) can allow a wide variety of wireless devices to operate at different frequencies without multiple antennas. TE's innovative MetaSpan antenna technology makes wireless connections more reliable by using metamaterials to cover an extensive range of frequency bands. A broad range of standard offerings include low profile and miniaturized antennas. Additional benefits include enhanced bandwidth, reduced size, excellent efficiency, and a smaller keep out zone. Custom solutions are quickly available due to short lead time and smaller investment for tooling, while allowing flexibility for pattern changes. Various mounting options are available.



External & Terminal Antennas

TE can offer a broad range of external and terminal antennas. As external antennas generally do not require additional tuning, they are easy to implement and therefore may reduce the total cost of ownership. External antennas also have the advantage of improved sensitivity due to farther distance from device noise, which can enable excellent coverage and gain for a wide variety of applications and design possibilities. Most of TE's external antennas are offered as standard off-the-shelf solutions which supports very rapid time to market. Additionally, TE can offer supplementary cable assemblies and mating RF receptacles (see page 15) that seamlessly connect to the terminated interfaces of the external antennas, which can provide great flexibility for design.



TE RF IMPLEMENTATION SUPPORT

- Customer project baseline evaluation
- Tuning of standard antenna solution
- Custom specific antenna solution
- Throughput optimization
- Efficiency optimization
- Coexistence optimization
- Active and passive antenna performance
- Radiation pattern/SAR optimization
- Design for manufacturing
- World class fully-integrated manufacturing capabilities

Antenna Design

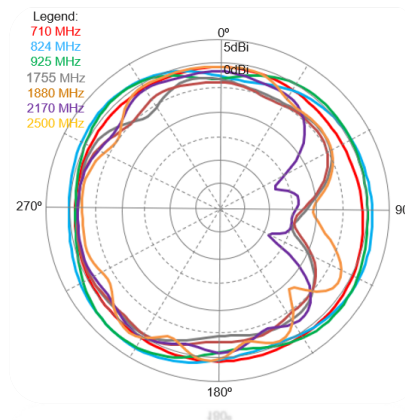
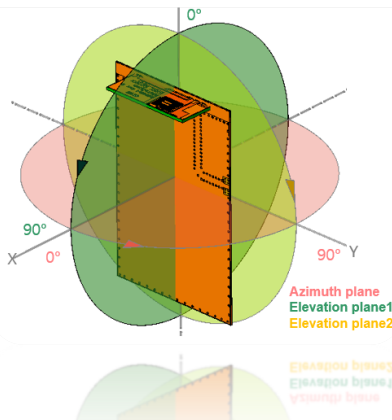
RF Engineering
Prototyping
Verification

System Design Guide

RF Engineering
Quality of Service
Verification















OTA Optimization

Benchmarking
Throughput Optimization
Industry Compliance













STANDARD ANTENNA PART NUMBER DETAIL










Cellular, NB-IoT, CAT-M, 2G-5G

TE Part Number	Product Image	Frequency Band (MHz)	Wireless Application	Mounting Type	VSWR	Peak Gain (dBi)	Product Length (mm)	Product Width (mm)	Product Height (mm)	Remarks
2195851-1		698 - 7125	5G, 4G, 3G, 2G, NB-IoT, Cat-M, GNSS, Wi-Fi 6E	Tab mount (Through-hole)	Refer to data sheet	Refer to data sheet	60	20	1	<ul style="list-style-type: none"> METASPAN Combination antenna Omnidirectional coverage Tab mount PCB antenna
2195852-1		698 - 5875	5G, 4G, 3G, 2G, NB-IoT, Cat-M, GNSS, Wi-Fi 6E	Tab mount (Through-hole)	Refer to data sheet	Refer to data sheet	55	20	1	<ul style="list-style-type: none"> METASPAN Combination antenna Omnidirectional coverage Tab mount PCB antenna
2195846-1/-2/-3/-4/-5/-6/-7/-8		698 - 7125	5G, 4G, 3G, 2G, NB-IoT, Cat-M, GNSS, Wi-Fi 6E	Adhesive mount	Refer to data sheet	Refer to data sheet	80	15	0.2	<ul style="list-style-type: none"> Omnidirectional coverage Cabled FPC antenna Cable lengths: 50, 100, 150, 200mm, or custom Mating connector type: MHF, MHF4 (or available on request)
2108823-1		617 - 7125	5G, 4G, 3G, 2G, NB-IoT, Cat-M, GNSS, Wi-Fi 6E	Surface Mount	Refer to data sheet	Refer to data sheet	52	22	15	<ul style="list-style-type: none"> Combination antenna Omnidirectional coverage On Board Stamping Element
2108783-1/-2		617 - 3800	5G, 4G, 3G, 2G, NB-IoT, Cat-M, GNSS, Wi-Fi, LoRa, Sigfox	Surface mount	Refer to data sheet	Refer to data sheet	38	7.5	3.2	<ul style="list-style-type: none"> Combination antenna On board PCB Small form factor Packaging <ul style="list-style-type: none"> -1: bulk packaged -2: T&R packaged
2108784-1/-2		698 - 6000	5G, 4G, 3G, 2G, NB-IoT, Cat-M, GNSS, Wi-Fi, LoRa, Sigfox	Surface mount	Refer to data sheet	Refer to data sheet	38	7.5	3.2	<ul style="list-style-type: none"> Combination antenna On board PCB Small form factor Packaging <ul style="list-style-type: none"> -1: bulk packaged -2: T&R packaged
2195728-1		698 - 2700	5G, 4G, 3G, 2G, NB-IoT, Cat-M, GNSS, Wi-Fi, LoRa, Sigfox	Tab mount (Through-hole)	<3.0:1	Refer to data sheet	55	1.6	20	<ul style="list-style-type: none"> Combination antenna On board PCB
2108994-1		698 - 960 1710 - 2170 2300 - 2700	4G, 3G, 2G, NB-IoT, Cat-M, Wi-Fi	Surface mount	<3.0:1	2.3	40	10	3.2	<ul style="list-style-type: none"> On board PCB
2118903-1		698 - 960 1710 - 2170 2300 - 2700	4G, 3G, 2G, NB-IoT, Cat-M	Surface mount	<3.0:1	2.3	75	11.9	1.64	<ul style="list-style-type: none"> On board PCB
2118614-1		698 - 960 1710 - 2170 2300 - 2700	4G, 3G, 2G, NB-IoT, Cat-M	Tab mount (Through-hole)	Refer to data sheet	Refer to data sheet	50	20	1.64	<ul style="list-style-type: none"> On board PCB
2118898-1/-2		902 - 928 2400 - 2483.5	ISM, ZigBee, Bluetooth, Wi-Fi	Adhesive mount	<2.0:1	2.3	140	20	0.25	<ul style="list-style-type: none"> Embedded flexible PCB Cable lengths: 185, 255 mm, or custom Mating connector type: MMCX
2361492-1/-2		698 - 960 1710 - 2170 2300 - 2700	4G, 3G, 2G, NB-IoT, Cat-M	Adhesive mount	Refer to data sheet	Refer to data sheet	65	15	1	<ul style="list-style-type: none"> Embedded PCB Cable lengths: 50, 200 mm, or custom Mating connector type: MHF (MHF4 available on request)
2372105-1/-2					Refer to data sheet	Refer to data sheet				<ul style="list-style-type: none"> Embedded PCB Cable lengths: 100, 150 mm, or custom Mating connector type: MHF (MHF4 available on request)
2367286-1/-2		698 - 960 1710 - 2170 2300 - 2700	4G, 3G, 2G, NB-IoT, Cat-M	Adhesive mount	Refer to data sheet	Refer to data sheet	65	15	0.14	<ul style="list-style-type: none"> Embedded FPC Cable lengths: 50, 200 mm, or custom Mating connector type: MHF (MHF4 available on request)
2372112-1/-2					Refer to data sheet	Refer to data sheet				<ul style="list-style-type: none"> Embedded FPC Cable lengths: 100, 150 mm, or custom Mating connector type: MHF (MHF4 available on request)
2118879-1/-2/-4		698-960 1560-2200 2300-2700	4G, 3G, 2G, NB-IoT, Cat-M, Wi-Fi, LoRa, Sigfox	Adhesive mount	Refer to data sheet	Refer to data sheet	110	14	1.6	<ul style="list-style-type: none"> Combination antenna Embedded PCB Cable length can be customized Mating connector type: SMA



Cellular, NB-IoT, CAT-M, 2G-5G (continued)

TE Part Number	Product Image	Frequency Band (MHz)	Wireless Application	Mounting Type	VSWR	Peak Gain (dBi)	Product Length (mm)	Product Width (mm)	Product Height (mm)	Remarks
2108788-1		824 - 960 1710 - 1990	3G, 2G, ISM	Surface mount	<3.0:1	1.0	37.59	11.94	1.57	<ul style="list-style-type: none"> On board PCB Packaging <ul style="list-style-type: none"> -1: Bulk packaged -2: T&R packaged
2118310-1		698 - 960 1710 - 2700	4G, 3G, 2G, NB-IoT, Cat-M, Wi-Fi	Tab mount (Through-hole)	<3.0:1	3.5	74	10.56	1.57	<ul style="list-style-type: none"> On board PCB
2118308-1/-2/-3/-4/-5/-6/-8/-9		698 - 960 1710 - 2170 2300 - 2700	4G, 3G, 2G, NB-IoT, Cat-M, Wi-Fi	Adhesive mount	<3.0:1	3.9	110	14	0.51	<ul style="list-style-type: none"> Embedded PCB Cable lengths: 120, 150, 193, 203, 290, 500 mm, or custom Mating connector types: MHF, MHF4L, MCX
1513317-1		824 - 960 1710 - 2170	3G, 2G, ISM, NB-IoT, Cat-M	Tab mount (Through-hole)	<3.0:1	2.0	49.9	20.27	1.58	<ul style="list-style-type: none"> On board PCB
1513273-1		824 - 960 1710 - 1990	3G, 2G, ISM	Tab mount (Through-hole)	<3.0:1	2.0	37.59	15.11	1.57	<ul style="list-style-type: none"> On board PCB
1513247-1		824 - 894 1850 - 1990	3G, 2G, ISM	Tab mount (Through-hole)	<3.0:1	Refer to data sheet	38.1	15.24	1.63	<ul style="list-style-type: none"> On board PCB
1513169-1		824 - 894	2G, ISM	Tab mount (Through-hole)	<2.5:1	2.0	38.1	15.24	1.57	<ul style="list-style-type: none"> On board PCB
1513381-1		3100 - 6000	5G	Chassis mount	<3.0:1	2.0	29	12	10	<ul style="list-style-type: none"> Embedded Cable lengths: 365 mm or custom Mating connector type: MHF
2108851-1		6000 - 8100	UWB	Surface mount	Refer to data sheet	Refer to data sheet	4	2	1.2	<ul style="list-style-type: none"> On board Ceramic Chip Packaging: T&R packaged
2195889-1/-2		617 - 960 1427 - 1661 1710 - 2700 3300 - 4200 4400 - 5000 5150 - 5925	5G, 4G, 3G, 2G, NB-IoT, Cat-M, GNSS world band	Terminal mount	Refer to data sheet	Refer to data sheet	135.8	19.91	-	<ul style="list-style-type: none"> Terminal dipole -1 = black, -2 = white Mating connector type: SMA
2195890-1		698 - 960 1710 - 2700	4G, 3G, 2G, Lora, Sigfox, BT/Wi-Fi, ZigBee	Terminal mount	Refer to data sheet	Refer to data sheet	115	10	-	<ul style="list-style-type: none"> Terminal monopole Mating connector type: SMA
2195736-1		700 - 2700	4G, 3G, 2G	Terminal mount	<2.5:1	2.5	157	17.7	-	<ul style="list-style-type: none"> Terminal dipole Mating connector type: SMA
2195632-1		880 - 960 1710 - 2330	3G, 2G	Terminal mount	<3.0:1	2.5	47	7.8	-	<ul style="list-style-type: none"> Terminal dipole Mating connector type: SMA
2195771-1		698 - 960 1710 - 2700 3400 - 3800	5G, 4G, 3G, 2G, Wi-Fi	External mount	<2.0:1	Refer to data sheet	90	185.5	90	<ul style="list-style-type: none"> External DAS dipole Ceiling/Support mount Cable lengths: 320 mm or custom Mating connector type: N female (mounting clinch nuts)

GNSS

TE Part Number	Product Image	Frequency Band (MHz)	Wireless Application	Mounting Type	VSWR	Peak Gain (dBi)	Product Length (mm)	Product Width (mm)	Product Height (mm)	Remarks
2195760-1		1559 - 1606 2400 - 2500 5150 - 5875	GNSS, Wi-Fi dual, Combo	Adhesive mount	<2.5:1	3.0	50	15	0.15	<ul style="list-style-type: none"> Embedded FPC Cable lengths: 150 mm or custom Combo (GNSS & WiFi) Mating connector type: MHF
2108824-1		1559 - 1610	L1+G1 bands for GNSS	Surface mount	Refer to data sheet	Refer to data sheet	10	3	1.5	<ul style="list-style-type: none"> On board Ceramic Chip Packaging: T&R packaged
2118900-1		1560 - 1602	GNSS	Surface mount	<2.0:1	3.5	10	10	1	<ul style="list-style-type: none"> On board PCB Isotropic
1513634-1		1565 - 1585	GPS	Surface mount	<3.0:1	0	16 dia.	16 dia.	6.05	<ul style="list-style-type: none"> On board puck Isotropic On ground (no cut out on the ground plane)
2108783-1/-2		617 - 3800	5G, 4G, 3G, 2G, NB-IoT, Cat-M, GNSS Wi-Fi, LoRa, Sigfox	Surface mount	Refer to data sheet	Refer to data sheet	38	7.5	3.2	<ul style="list-style-type: none"> Combination antenna On board PCB Small form factor Packaging <ul style="list-style-type: none"> -1: bulk packaged -2: T&R packaged
2108784-1/-2		698 - 6000	5G, 4G, 3G, 2G, NB-IoT, Cat-M, GNSS Wi-Fi, LoRa, Sigfox	Surface mount	Refer to data sheet	Refer to data sheet	38	7.5	3.2	<ul style="list-style-type: none"> Combination antenna On board PCB Small form factor Packaging <ul style="list-style-type: none"> -1: bulk packaged -2: T&R packaged
2195728-1		698 - 2700	5G, 4G, 3G, 2G, NB-IoT, Cat-M, GNSS Wi-Fi, LoRa, Sigfox	Tab mount (Through-hole)	<3.0:1	Refer to data sheet	55	1.6	20	<ul style="list-style-type: none"> Combination antenna On board PCB
2118879-1/-2/-4		698 - 960 1710 - 2170 2300 - 2700	4G, 3G, 2G, NB-IoT, Cat-M, GNSS, Wi-Fi, LoRa, Sigfox	Adhesive mount	Refer to data sheet	Refer to data sheet	110	14	1.6	<ul style="list-style-type: none"> Combination antenna Embedded PCB Cable length can be customized Mating connector type: SMA
2195889-1/-2		617 - 960 1427 - 1661 1710 - 2700 3300 - 4200 4400 - 5000 5150 - 5925	5G, 4G, 3G, 2G, NB-IoT, Cat-M, GNSS world band	Terminal mount	Refer to data sheet	Refer to data sheet	135.8	19.91	-	<ul style="list-style-type: none"> Terminal dipole -1 = black, -2 = white Mating connector type: SMA



















GNSS (continued)

TE Part Number	Product Image	Frequency Band (MHz)	Wireless Application	Mounting Type	VSWR	Peak Gain (dBi)	Product Length (mm)	Product Width (mm)	Product Height (mm)	Remarks
L1/L2/L5 High Precision										
2108840-1		1194 - 1255 1559 - 1610	GNSS	Adhesive mount (Through-hole)	Refer to data sheet	Refer to data sheet	41	41	13	<ul style="list-style-type: none"> L1 + G1 & L2 + E5b + G2 bands Dual Port Patch Antenna Through-hole assembly
2108844-1		1164 - 1255 1559 - 1610	GNSS	Adhesive mount (Through-hole)	Refer to data sheet	Refer to data sheet	41	41	13	<ul style="list-style-type: none"> L1 + G1 & L2 + L5 + E5b + G2 bands Dual Port Patch Antenna Through-hole assembly
2108847-1		1215 - 1250 1559 - 1610	GNSS	Adhesive mount (Through-hole)	Refer to data sheet	Refer to data sheet	41	41	8	<ul style="list-style-type: none"> L1 + G1 & L2 + G2 bands Dual Port Patch Antenna Through-hole assembly
2108848-1		1215 - 1250 1559 - 1610	GNSS	Adhesive mount (Through-hole)	Refer to data sheet	Refer to data sheet	33	33	15	<ul style="list-style-type: none"> L1 + G1 & L2 + G2 bands Dual Port Patch Antenna Through-hole assembly
Active										
2108852-1		1559 - 1610	GNSS	Adhesive mount	Refer to data sheet	Refer to data sheet	25	25	10.5	<ul style="list-style-type: none"> L1 + G1 band Embedded patch Cable lengths: 100 mm or custom Mating connector type: MHF
2108853-1		1194 - 1255 1559 - 1610	GNSS	Adhesive mount	Refer to data sheet	Refer to data sheet	43	43	13	<ul style="list-style-type: none"> L1 + G1 & L2 + E5b + G2 bands Embedded patch Cable lengths: 100 mm or custom Mating connector type: MHF
2108854-1		1194 - 1255 1559 - 1610	GNSS	Adhesive mount	Refer to data sheet	Refer to data sheet	43	43	18	<ul style="list-style-type: none"> L1 + G1 & L2 + E5b + G2 bands Embedded patch Cable lengths: 100 mm or custom Mating connector type: MHF
2108855-1		1164 - 1255 1559 - 1610	GNSS	Magnetic	Refer to data sheet	Refer to data sheet	82	60	22.5	<ul style="list-style-type: none"> L1 + G1 & L2 + L5 + E5b + G2 bands Embedded patch Cable lengths: 5000 mm or custom Mating connector type: SMA(Male)
2108912-1		1575.42	GNSS	Adhesive mount	Refer to data sheet	Refer to data sheet	12	12	5.2	<ul style="list-style-type: none"> L1 band Embedded patch Cable lengths: 55 mm or custom Mating connector type: MHF
2195891-1		1559 - 1610	GNSS	External	Refer to data sheet	Refer to data sheet	55	38	17	<ul style="list-style-type: none"> External patch in plastic housing Cable lengths: 3000 mm or custom Active Mating connector type: SMA










Wi-Fi, Bluetooth, Zigbee

TE Part Number	Product Image	Frequency Band (MHz)	Wireless Application	Mounting Type	VSWR	Peak Gain (dBi)	Product Length (mm)	Product Width (mm)	Product Height (mm)	Remarks
2118907-1/-2/-3/-4/-5/-6/-7/-8/-9		2400 - 2500 5150 - 5875 5925 - 7125	Wi-Fi triple band, Wi-Fi 6E	Adhesive mount	Refer to data sheet	Refer to data sheet	29.6	41.24	0.36	<ul style="list-style-type: none"> Embedded flexible PCB Cable lengths: 50, 100, 150, 200 mm or custom Mating connector types: MHF, MHF4
2118908-1/-2		2400 - 2500 5150 - 5875 5925 - 7125	Wi-Fi triple band, Wi-Fi 6E	Surface mount	Refer to data sheet	Refer to data sheet	18.9	6.2	0.76	<ul style="list-style-type: none"> On board PCB Packaging <ul style="list-style-type: none"> -1: Bulk packaged -2: T&R packaged
1-2118909-1/-2/-3/-4/-5/-6/-7/-8		2400 - 2500 5150 - 5875 5925 - 7125	Wi-Fi triple band, Wi-Fi 6E	Adhesive mount	Refer to data sheet	Refer to data sheet	40	8	2.6	<ul style="list-style-type: none"> Embedded PCB Cable lengths: 50, 100, 150, 200 mm or custom Mating Connector types: MHF, MHF4
2108792-1/-2/-3/-4/-5/-6/-7/-8/-9		2400 - 2500 5150 - 5875 5925 - 7125	Wi-Fi triple band, Wi-Fi 6E	Adhesive mount	Refer to data sheet	Refer to data sheet	40	10	0.12	<ul style="list-style-type: none"> Embedded FPC Cable lengths: 50, 100, 150, 200 mm or custom Mating Connector types: MHF, MHF4
2108891-1		2400 - 2500 5150 - 5875 5925 - 7125	Wi-Fi triple band, Wi-Fi 6E	Tab mount (Through-hole)	Refer to data sheet	Refer to data sheet	30	10	0.78	<ul style="list-style-type: none"> On board PCB
2108857-1/-2/-3/-4/-5/-6/-7/-8		2400 - 2500 5150 - 5875 5925 - 7125	Wi-Fi triple band, Wi-Fi 6E	Adhesive mount	Refer to data sheet	Refer to data sheet	30	7	0.78	<ul style="list-style-type: none"> Embedded PCB Cable lengths: 50, 100, 150, 200 mm or custom Mating Connector types: MHF, MHF4
2108858-1/-2/-3/-4/-5/-6/-7/-8		2400 - 2500 5150 - 5875 5925 - 7125	Wi-Fi triple band, Wi-Fi 6E	Adhesive mount	Refer to data sheet	Refer to data sheet	32	7	0.78	<ul style="list-style-type: none"> Embedded PCB Cable lengths: 50, 100, 150, 200 mm or custom Mating Connector types: MHF, MHF4
2108923-1/-2/-3/-4		2400 - 2500 5150 - 5875 5925 - 7125	Wi-Fi 6E	Terminal mount	Refer to data sheet	Refer to data sheet	135.8	19.91	-	<ul style="list-style-type: none"> Terminal dipole <ul style="list-style-type: none"> -1 = black + SMA -2 = white + SMA -3 = black + RP-SMA -4 = white + RP-SMA
2108832-1		2400 - 2500	Wi-Fi band, Bluetooth, ZigBee	Surface mount	Refer to data sheet	Refer to data sheet	3	1.5	1.2	<ul style="list-style-type: none"> On board Ceramic Chip PIFA Packaging: T&R packaged
2108838-1		2400 - 2500	Wi-Fi band, Bluetooth, ZigBee	Surface mount	Refer to data sheet	Refer to data sheet	3.2	1.6	1.2	<ul style="list-style-type: none"> On board Ceramic Chip Helical Packaging: T&R packaged
2246667-1/-2		2400 - 2483.5 5150 - 5875	Wi-Fi dual band, Bluetooth, Zigbee	Chassis mount	<3.5:1	Refer to data sheet	144	34	6.1	<ul style="list-style-type: none"> Embedded PCB assembly MIMO 2X2 dual band Cable length can be customized Mating connector types: MHF, MHF4L
2108994-1		698 - 960 1710 - 2170 2300 - 2700	4G, 3G, 2G, NB-IoT, Cat-M, Wi-Fi	Surface mount	<3.0:1	2.3	40	10	3.2	<ul style="list-style-type: none"> On board PCB
2118899-1/-2/-3/-4		2400 - 2483.5 5150 - 5875	Wi-Fi dual band, Bluetooth, Zigbee	Chassis mount	<3.0:1	2.3	54.5	54.5	3.8	<ul style="list-style-type: none"> Embedded metal stamping assembly Cable lengths: 278, 480 mm Mating connector types: MHF, MHF4L
2344654-1/-2/-3/-4/-5/-6/-7/-8		2400 - 2483.5 5150 - 5875	Wi-Fi dual band, Bluetooth, Zigbee	Adhesive mount	<2.0:1	Refer to data sheet	30	9.5	1	<ul style="list-style-type: none"> Embedded PCB Cable lengths: 50, 100, 150, 200 mm or custom Mating connector types: MHF, MHF4
2344655-1/-2/-3/-4/-5/-6/-7/-8		2400 - 2483.5 5150 - 5875 5925 - 7125	Wi-Fi triple band, Wi-Fi 6E, Bluetooth, Zigbee	Adhesive mount	<3.0:1	Refer to data sheet	33	8	1	<ul style="list-style-type: none"> Embedded PCB Cable lengths: 50, 100, 150, 200 mm or custom Mating connector types: MHF, MHF4
2344656-1/-2/-3/-4/-5/-6/-7/-8		2400 - 2483.5 5150 - 5875	Wi-Fi dual band, Bluetooth, Zigbee	Adhesive mount	<3.0:1	Refer to data sheet	30	9.5	0.2	<ul style="list-style-type: none"> Embedded FPC Cable lengths: 50, 100, 150, 200 mm or custom Mating connector types: MHF, MHF4
2344657-1/-2/-3/-4/-5/-6/-7/-8		2400 - 2483.5 5150 - 5875 5925 - 7125	Wi-Fi triple band, Wi-Fi 6E, Bluetooth, Zig	Adhesive mount	<3.0:1	Refer to data sheet	35	8	0.2	<ul style="list-style-type: none"> Embedded FPC Cable lengths: 50, 100, 150, 200 mm or custom Mating connector types: MHF, MHF4
2118898-1/-2		902 - 928 2400 - 2483.5	ISM, Wi-Fi, Bluetooth, Zigbee	Adhesive mount	<2.0:1	2.3	140	20	0.25	<ul style="list-style-type: none"> Flexible Embedded FPC Cable lengths: 185, 255 mm or custom Mating connector type: MMCX










Wi-Fi, Bluetooth, Zigbee (continued)

TE Part Number	Product Image	Frequency Band (MHz)	Wireless Application	Mounting Type	VSWR	Peak Gain (dBi)	Product Length (mm)	Product Width (mm)	Product Height (mm)	Remarks
2108790-1/-2		2400 - 2483.5	Wi-Fi band, Bluetooth, Zigbee	Surface mount	<2.0:1	2.0	18.03	3.76	1.57	<ul style="list-style-type: none"> On board PCB
2108789-1/-2		2400 - 2483.5	Wi-Fi band, Bluetooth, Zigbee	Surface mount	<2.5:1	1.0	8.46	6.4	0.79	<ul style="list-style-type: none"> On board PCB Packaging <ul style="list-style-type: none"> -1: Bulk packaged -2: T&R packaged
2118879-1/-2/-4		698-960 1710-2170 2300-2700	4G, 3G, 2G, NB-IoT, Cat-M, GNSS, Wi-Fi, LoRa, Sigfox	Adhesive mount	Refer to data sheet	Refer to data sheet	110	14	1.6	<ul style="list-style-type: none"> Combination antenna Embedded PCB Cable length can be customized Mating connector type: SMA
2108783-1/-2		617 - 3800	5G, 4G, 3G, 2G, NB-IoT, Cat-M, GNSS Wi-Fi, LoRa, Sigfox	Surface mount	Refer to data sheet	Refer to data sheet	38	7.5	3.2	<ul style="list-style-type: none"> Combination antenna On board PCB Small form factor Packaging <ul style="list-style-type: none"> -1: Bulk packaged -2: T&R packaged
2108784-1/-2		698 - 6000	5G, 4G, 3G, 2G, NB-IoT, Cat-M, GNSS Wi-Fi, LoRa, Sigfox	Surface mount	Refer to data sheet	Refer to data sheet	38	7.5	3.2	<ul style="list-style-type: none"> Combination antenna On board PCB Small form factor Packaging <ul style="list-style-type: none"> -1: Bulk packaged -2: T&R packaged
2195728-1		698 - 2700	5G, 4G, 3G, 2G, NB-IoT, Cat-M, GNSS Wi-Fi, LoRa, Sigfox	Tab mount (Through-hole)	<3.0:1	Refer to data sheet	55	1.6	20	<ul style="list-style-type: none"> Combination antenna On board PCB
2195760-1		1559 - 1606 2400 - 2500 5150 - 5875	GNSS, Wi-Fi dual, Combo	Adhesive mount	<2.5:1	3.0	50	15	0.15	<ul style="list-style-type: none"> Embedded FPC Cable lengths: 150 mm or custom Combo (GNSS & WiFi) Mating connector type: MHF
2108964-1		2400 - 2500 4900 - 5875	Wi-Fi dual band, Bluetooth, Zigbee	Surface mount	<2.0:1	Refer to data sheet	10	2.2	2.5	<ul style="list-style-type: none"> On board metal stamping Single or dual band use
2108517-2		2400 - 2500 4900 - 5875	Wi-Fi dual band, Bluetooth, Zigbee	Surface mount	<2.5:1	3.0	22.75	2.4	4.8	<ul style="list-style-type: none"> On board metal stamping
2118788-1/-2		2400 - 2483.5 4900 - 5875	Wi-Fi dual band Bluetooth, Zigbee	Surface mount	<2.5:1	Refer to data sheet	28.6	6.05	4.28	<ul style="list-style-type: none"> On board metal stamping No ground keep out zone required Packaging <ul style="list-style-type: none"> -1: T&R packaged -2: Tray packaged
2118316-1		4900 - 5875	Wi-Fi	Surface mount	<2.5:1	4.9	10.9982	4.25	4.9	<ul style="list-style-type: none"> On board metal stamping with standoff No ground keep out zone required
2118326-1		4900 - 5875	Wi-Fi	Adhesive mount	<2.5:1	2.4	15.0114	10	1	<ul style="list-style-type: none"> Embedded PCB Cable lengths: 120 mm or custom Mating connector type: MHF
1513472-1/-5/-7/-8		2400 - 2483.5 5150 - 5875	Wi-Fi dual band Bluetooth, Zigbee	Chassis mount	<3.0:1	3.0	29	13	10	<ul style="list-style-type: none"> Embedded Acoustic version available Cable lengths: 80 - 830 mm or custom Mating connector types: MHF, MHF4L
1513430-1/-2		2400 - 2483.5	Wi-Fi, Bluetooth, Zigbee	Surface mount	<2.0:1	2.0	12.85	3.76	0.79	<ul style="list-style-type: none"> On board PCB Diversity antennas for WLAN 2.4 to be used together Mirrored patterns for pattern and spatial diversity Left and right side feed points: <ul style="list-style-type: none"> 1513430-1 = right hand feed 1513431-1 = left hand feed Packaging: -1 T&R / -2 Bulk
1513431-1/-2										
1513168-1		902 - 928	ISM, ZigBee	Tab mount (Through-hole)	<2.0:1	0	38.1	15.24	1.57	<ul style="list-style-type: none"> On board PCB
2118310-1		698 - 960 1710 - 2700	4G, 3G, 2G, NB-IoT, Cat-M, Wi-Fi	Tab mount (Through-hole)	<3.0:1	3.5	74	10.56	1.57	<ul style="list-style-type: none"> On board PCB
2118059-1/-4		2300 - 3800	Wi-Fi, Bluetooth, Zigbee	Adhesive mount	<3.0:1	4.0	30.607	36.85	0.304	<ul style="list-style-type: none"> Embedded flexible PCB Cable lengths: 350 mm or custom Mating connector type: MHF


Wi-Fi, Bluetooth, Zigbee (continued)

TE Part Number	Product Image	Frequency Band (MHz)	Wireless Application	Mounting Type	VSWR	Peak Gain (dBi)	Product Length (mm)	Product Width (mm)	Product Height (mm)	Remarks
2118060-1/-3		2300 - 3800 5150 - 5875	Wi-Fi dual band, Bluetooth, Zigbee	Adhesive mount	<3.0:1	2.0	29.591	41.24	0.304	<ul style="list-style-type: none"> Embedded flexible PCB Cable lengths: 60, 80, 350 mm or custom Mating connector type: MHF
1513353-1		2400 - 2483.5	Wi-Fi, Bluetooth, Zigbee	Tab mount (Through-hole)	<2.0:1	2.0	12.7	12.7	0.78	<ul style="list-style-type: none"> On board PCB
1513504-1		2400 - 2483.5	Wi-Fi, Bluetooth, Zigbee	Surface mount	<2.5:1	2.0	16 dia.	16 dia.	6.05	<ul style="list-style-type: none"> On board puck Isotropic radiation pattern No ground keep out zone required
2118309-1/-2/-3/-4/-5/-6/-8		2400 - 2483.5 4900 - 5875	Wi-Fi dual band, Bluetooth, Zigbee	Adhesive mount	<2.0:1	3.7	40.1625	8	1	<ul style="list-style-type: none"> Embedded PCB Cable lengths: 120 mm - 375 mm or custom Mating connector types: MHF, MHF4
1513164-1		2400 - 2483.5 5150 - 5875	Wi-Fi dual band, Bluetooth, Zigbee	Surface mount	<2.5:1	4.0	16 dia.	16 dia.	6.05	<ul style="list-style-type: none"> On board puck Isotropic radiation pattern No ground keep out zone required
2118016-1/-2		2400 - 2483.5 5150 - 5875	Wi-Fi dual band, Bluetooth, Zigbee	Surface mount	<3.0:1	2.0	18.9	6.2	0.79	<ul style="list-style-type: none"> On board PCB Packaging <ul style="list-style-type: none"> -1: Bulk packaged -2: T&R packaged
2195772-1		2400 - 2500	Wi-Fi IoT	Terminal mount	<2.0:1	5.0	196	13	-	<ul style="list-style-type: none"> Terminal dipole Mating connector type: RP-SMA
2195630-1		2400 - 2500 5150 - 5875	Wi-Fi IoT	Terminal mount	<2.0:1	2.0	30	10	-	<ul style="list-style-type: none"> Terminal dipole Mating connector type: RP-SMA
4-1982564-1		2400 - 2500 5150 - 5875	Wi-Fi IoT	Terminal mount	<2.0:1	2.0	35	9.4	-	<ul style="list-style-type: none"> Terminal dipole Cable lengths: multiple lengths available or custom Mating connector type: MHF

ISM, LPWAN

TE Part Number	Product Image	Frequency Band (MHz)	Wireless Application	Mounting Type	VSWR	Peak Gain (dBi)	Product Length (mm)	Product Width (mm)	Product Height (mm)	Remarks
2195835-1/-2/-3/-4/-5/-6/-7/-8		868 / 915	ISM	Adhesive mount	Refer to data sheet	Refer to data sheet	38	9	0.2	<ul style="list-style-type: none"> Embedded FPC Cable length can be customized Mating connector types: MHF, MHF4 (SMA available on request)
2195849-1/-2/-3/-4/-5/-6/-7/-8		868 / 915	ISM	Adhesive mount	Refer to data sheet	Refer to data sheet	38	9	0.2	<ul style="list-style-type: none"> Embedded FPC Cable length can be customized Mating connector types: MHF, MHF4 (SMA available on request)
1513156-1/-2		915	ISM	Surface mount	<2.5:1	1.0	38.1	6.6	1.57	<ul style="list-style-type: none"> On board PCB Packaging <ul style="list-style-type: none"> -1: T&R packaged -2: Bulk packaged
1513168-1		915	ISM	Tab mount (Through-hole)	<2.0:1	0	38.1	15.24	1.57	<ul style="list-style-type: none"> On board PCB
2118898-1/-2		915 2.4 GHz	ISM, Wi-Fi, Bluetooth, ZigBee	Adhesive mount	<2.0:1	2.3	140	20	0.25	<ul style="list-style-type: none"> Embedded flexible PCB Cable lengths: 185, 255 mm, or custom Mating connector type: MMCX
2108793-1/-2		915 2.4 GHz	ISM, Wi-Fi, Bluetooth, ZigBee	Adhesive mount	Refer to data sheet	Refer to data sheet	140	20	0.17	<ul style="list-style-type: none"> Embedded FPC Cable lengths: 185, 255 mm, or custom Mating connector type: MMCX
2108991-1		698 - 960	IoT, LPWAN, ISM	Surface Mount	<2.0:1	Refer to data sheet	18	9	1.57	<ul style="list-style-type: none"> On board PCB Packaging <ul style="list-style-type: none"> -1: T&R packaged -2: Bulk packaged
1513317-1		824 - 960 1710 - 2170	3G, 2G, ISM, NB-IoT, Cat-M	Tab mount (Through-hole)	<2.5:1	2.0	49.9	20.27	1.58	<ul style="list-style-type: none"> On board PCB
2108788-1		824 - 960 1710 - 1990	3G, 2G, ISM	Surface mount	<3.0:1	1.0	37.59	11.94	1.57	<ul style="list-style-type: none"> On board PCB Packaging <ul style="list-style-type: none"> -1: Bulk packaged -2: T&R packaged
1513273-1		824 - 960 1710 - 1990	3G, 2G, ISM	Tab mount (Through-hole)	<3.0:1	2.0	37.59	15.11	1.57	<ul style="list-style-type: none"> On board PCB
1513247-1		824 - 894 1850 - 1990	3G, 2G, ISM	Tab mount (Through-hole)	<3.0:1	Refer to data sheet	38.1	15.24	1.63	<ul style="list-style-type: none"> On board PCB
1513169-1		824 - 894	2G, ISM	Tab mount (Through-hole)	<2.5:1	2.0	38.1	15.24	1.57	<ul style="list-style-type: none"> On board PCB
2195892-1		423-433	ISM	Terminal mount	Refer to data sheet	Refer to data sheet	47	7.8		<ul style="list-style-type: none"> Terminal monopole Mating connector type: SMA
2195890-1		698 - 960 1710 - 2700	4G, 3G, 2G, Lora, Sigfox, BT/Wi-Fi, ZigBee	Terminal mount	Refer to data sheet	Refer to data sheet	115	10		<ul style="list-style-type: none"> Terminal monopole Mating connector type: SMA

mmWave

TE Part Number	Product Image	Frequency Band (GHz)	Wireless Application	Mounting Type	VSWR	Peak Gain (dBi)	Product Length (mm)	Product Width (mm)	Product Height (mm)	Remarks
2108728-1		24 - 44	5G mm Wave	Screw mount	Refer to data sheet	Refer to data sheet	35	35	64	<ul style="list-style-type: none"> Mating components <ol style="list-style-type: none"> 1) Cable assembly: 1-2016661-0 (2.4 mm male straight double end) 2) Adapter: 2081552-1 (2.4 mm plug to 1.85 mm jack)

External

TE Part Number	Product Image	Frequency Band (MHz)	Wireless Application	Mounting Type	VSWR	Peak Gain (dBi)	Product Length (mm)	Product Width (mm)	Product Height (mm)	Remarks
2195889-1/-2		617 - 960 1427 - 1661 1710 - 2700 3300 - 4200 4400 - 5000 5150 - 5925	5G, 4G, 3G, 2G, NB-IoT, Cat-M, GNSS world band	Terminal mount	Refer to data sheet	Refer to data sheet	135.8	19.91	-	<ul style="list-style-type: none"> Terminal dipole -1 = black, -2 = white Mating connector type: SMA
2195892-1		423 - 433	ISM	Terminal mount	Refer to data sheet	Refer to data sheet	47	7.8	-	<ul style="list-style-type: none"> Terminal monopole Mating connector type: SMA
2195632-1		880 - 960 1710 - 2330	3G, 2G	Terminal mount	<3.0:1	2.5	47	7.8	-	<ul style="list-style-type: none"> Terminal dipole Mating connector type: SMA
2195890-1		698 - 960 1710 - 2700	4G, 3G, 2G, Lora, Sigfox, BT/Wi-Fi, ZigBee	Terminal mount	Refer to data sheet	Refer to data sheet	115	10	-	<ul style="list-style-type: none"> Terminal monopole Mating connector type: SMA
2195736-1		700 - 2700	4G, 3G, 2G	Terminal mount	<2.5:1	2.5	157	17.7	-	<ul style="list-style-type: none"> Terminal dipole Mating connector type: SMA
2195771-1		698 - 960 1710 - 2700 3400 - 3800	5G, 4G, 3G, 2G, Wi-Fi	External mount	<2.0:1	Refer to data sheet	90	185.5	90	<ul style="list-style-type: none"> External DAS dipole Ceiling/Support mount Cable lengths: 320 mm or custom Mating connector type: N female (mounting clinch nuts)
2108923-1/-2/-3/-4		2400 - 2500 5150 - 5875 5925 - 7125	Wi-Fi 6E	Terminal mount	Refer to data sheet	Refer to data sheet	135.8	19.91	-	<ul style="list-style-type: none"> Terminal dipole -1 = black + SMA -2 = white + SMA -3 = black + RP-SMA -4 = white + RP-SMA
2195772-1		2400 - 2500	Wi-Fi IoT	Terminal mount	<2.0:1	5.0	196	13	-	<ul style="list-style-type: none"> Terminal dipole Mating connector type: RP-SMA
2195630-1		2400 - 2500 5150 - 5875	Wi-Fi IoT	Terminal mount	<2.0:1	2.0	108	10	-	<ul style="list-style-type: none"> Terminal dipole Mating connector type: RP-SMA
4-1982564-1		2400 - 2500 5150 - 5875	Wi-Fi IoT	Terminal mount	<2.0:1	2.0	104	9.4	-	<ul style="list-style-type: none"> Terminal dipole Cable lengths: multiple lengths available or custom Mating connector type: MHF
2195891-1		1559 - 1610	GNSS	External	Refer to data sheet	Refer to data sheet	55	38	17	<ul style="list-style-type: none"> External patch in plastic housing Cable lengths: 3000 mm or custom Active Mating connector type: SMA









Mating Components

Antennas		Mating components											
PN	Image	MHF  2337019-1	MHF4L  2334884-1	MMCX RA  1-1634010-0	MMCX  1-1634009-0	SMA RA  5-1814400-2	SMA  5-1814832-2	RP-SMA  2016504-1	Cable Assembly  1-2016661-0	2.4mm Adapter  2081552-1	SMA to MHF cable Assemblies  203244Q-1/-4	SMA to MHF cable Assemblies  x-2016682-x	SMA to MHF cable Assemblies  2016694-2
2195846		 (-1, -2, -3, -4)	 (-5, -6, -7, -8)										
2118898				 (-1, -2)	 (-1, -2)								
2108793				 (-1, -2)	 (-1, -2)								
2361492		 (-1, -2)	 (-3, -4)										
2372105		 (-1, -2)	 (-3, -4)										
2367286		 (-1, -2)	 (-3, -4)										
2372112		 (-1, -2)	 (-3, -4)										
2118308		 (-1, -3, -4, -5, -8)	 (-2)										
1513381		 (-1)	 (-3)										
2108728-1								 (-1)	 (-1)				
2118899		 (-1, -2)	 (-3, -4)										
2344654		 (-1, -2, -3, -4)	 (-5, -6, -7, -8)										
2344655		 (-1, -2, -3, -4)	 (-5, -6, -7, -8)										
2344656		 (-1, -2, -3, -4)	 (-5, -6, -7, -8)										
2344657		 (-1, -2, -3, -4)	 (-5, -6, -7, -8)										
2108792		 (-1, -2, -3, -4, -5)	 (-6, -7, -8, -9)										
2108857		 (-1, -2, -3, -4)	 (-5, -6, -7, -8)										
2108858		 (-1, -2, -3, -4)	 (-5, -6, -7, -8)										
2195760		 (-1)											
2118326		 (-1)											








Mating Components (continued)

Antennas		Mating components														
PN	Image	MHF	MHF4L	MMCX RA	MMCX	SMA RA	SMA	RP-SMA	Cable Assembly	2.4mm Adapter	SMA to MHF cable Assemblies	SMA to MHF cable Assemblies	SMA to MHF4 cable assemblies	RPSMA to MHF cable Assemblies	RPSMA to MHF4 cable Assemblies	
																
		2337019-1	2334884-1	1-1634010-0	1-1634009-0	5-1814400-2	5-1814832-2	2016504-1	1-2016661-0	2081552-1	2032440-1/-4	2016682-2/-4 2404800-3	2016694-2/-4 2410331-2/-4	2016693-2/-4	2016695-2/-4	
1513472		● (-1, -5, -7, -8)														
2118059		● (-1)														
2118060		● (-1, -3)														
2118309		● (-1, -2, -3, -8)	● (-4, -5, -6)													
2118879						● (-1, -2, -4)	● (-1, -2, -4)									
2246667		● (-1)	● (-2)													
2108852		● (-1)														
2108853		● (-1)														
2108854		● (-1)														
2108855		● (-1)														
2108912		● (-1)														
2195889						● (-1, -2)	● (-1, -2)				● (-1, -2)	● (-1, -2)	● (-1, -2)			
2108923						● (-1, -2)	● (-1, -2)	● (-3, -4)			● (-1, -2)	● (-1, -2)	● (-1, -2)	● (-3, -4)	● (-3, -4)	
2195892						● (-1)	● (-1)				● (-1)	● (-1)	● (-1)			
2195632						● (-1)	● (-1)				● (-1)	● (-1)	● (-1)			
2195890						● (-1)	● (-1)				● (-1)	● (-1)	● (-1)			
2195736						● (-1)	● (-1)				● (-1)	● (-1)	● (-1)			
2195772								● (-1)						● (-1)	● (-1)	
2195630								● (-1)	● (-2, 4)					● (-1)	● (-1)	
4-1982564		● (-1)														
2195891						● (-1)	● (-1)				● (-1)	● (-1)	● (-1)			

Mating RF Connectors

TE Part Number	Product Image	Product Description	Frequency Band (GHz)	Mounting Type	VSWR	Product Length (mm)	Product Width (mm)	Product Height (mm)
2337019-1		UMCC Gen 1 surface-mount receptacle (MHF type)	0 - 9	Surface mount	1.30	3.1	3	1.25
2334884-1		UMCC Gen 4 surface-mount receptacle (MHF4 type)	0 - 9	Surface mount	1.40	2	2	0.6
5-1814400-2		SMA jack, right-angle, PCB-mount	0 - 6	Tab mount (Through-hole)	N/A	14.2	6.3	10.43
5-1814832-2		SMA jack, vertical, PCB-mount	0 - 6	Tab mount (Through-hole)	1.30	6.4	6.4	9.5
2016504-1		RP-SMA jack, right-angle, PCB-mount	0 - 6	Tab mount (Through-hole)	N/A	14.2	6.3	10.43
1-1634010-0		MMCX jack, right-angle, PCB-mount	0 - 6	Tab mount (Through-hole)	1.35	6.5	3.5	3.8
1-1634009-0		MMCX jack, vertical, PCB-mount	0 - 6	Tab mount (Through-hole)	N/A	3.5	3.5	6.5
2081552-1		Adapter 2.4 mm plug to 1.85 mm jack	0 - 50	N/A	1.20	19.13	8	8











Mating RF Cable Assemblies

Product Type	TE Part Number	Product Image	Product Description	Frequency Band (GHz)	Connector A Type	Connector B Type	Cable Diameter (mm)	Cable length (mm)	Cable Color (mm)	
Pigtail-UMCC cable assembly	2411050-2		RF CA, UMCC GEN1, 1.37MM, L100MM PIGTAIL	9	UMCC-GEN1	N/A	1.37	100	Black	
	2411050-4		RF CA, UMCC GEN1, 1.37MM, L200MM PIGTAIL	9	UMCC-GEN1	N/A	1.37	200	Black	
	2411062-2		RF CA, UMCC GEN1, 1.13MM, L100MM PIGTAIL	9	UMCC-GEN1	N/A	1.13	100	Black	
	2411062-4		RF CA, UMCC GEN1, 1.13MM, L200MM PIGTAIL	9	UMCC-GEN1	N/A	1.13	200	Black	
	2411069-2		RF CA, UMCC GEN4, 1.13MM, L100MM PIGTAIL	9	UMCC-GEN4	N/A	1.13	100	Black	
	2411069-4		RF CA, UMCC GEN4, 1.13MM, L200MM PIGTAIL	9	UMCC-GEN4	N/A	1.13	200	Black	
	2148999-2		RF CA, UMCC GEN1, 1.13MM, L100MM STRIPPED	9	UMCC-GEN1	N/A	1.13	100	Black	
	2148999-4		RF CA, UMCC GEN1, 1.13MM, L200MM STRIPPED	9	UMCC-GEN1	N/A	1.13	200	Black	
Jumper cable assembly-UMCC with UMCC	2410329-2		RF CA,UMCC GEN1-GEN1,1.37MM CABLE ,L100MM	9	UMCC-GEN1	UMCC-GEN1	1.37	100	Black	
	2410329-4		RF CA,UMCC GEN1-GEN1,1.37MM CABLE,L200MM	9	UMCC-GEN1	UMCC-GEN1	1.37	200	Black	
	2118651-2		RF CA,UMCC GEN1-GEN1, 1.13MM CABLE,L30MM	9	UMCC-GEN1	UMCC-GEN1	1.13	30	Black	
	1-2118651-0		RF CA,UMCC GEN1-GEN1, 1.13MM CABLE,L60MM	9	UMCC-GEN1	UMCC-GEN1	1.13	60	Black	
	2118651-6		RF CA,UMCC GEN1-GEN1, 1.13MM,L90MM, GREY	9	UMCC-GEN1	UMCC-GEN1	1.13	90	Grey	
	2118651-1		RF CA,UMCC GEN1-GEN1, 1.13MM CABLE,L140MM	9	UMCC-GEN1	UMCC-GEN1	1.13	140	Black	
	2118651-8		RF CA,UMCC GEN1-GEN1, 1.13MM CABLE,L200MM	9	UMCC-GEN1	UMCC-GEN1	1.13	200	Black	
	1-2118651-1		RF CA,UMCC GEN1-GEN1, 1.13MM CABLE,L509MM	9	UMCC-GEN1	UMCC-GEN1	1.13	509	Black	
	2015699-1			RF CA,UMCC GEN1-GEN1, 0.81MM CABLE, L100MM	9	UMCC-GEN1	UMCC-GEN1	0.81	100	Black
	2015698-2			RF CA, UMCC GEN2-GEN2,0.81MM CABLE,L100M	9	UMCC-GEN2	UMCC-GEN2	0.81	100	Black

Mating RF Cable Assemblies

Product Type	TE Part Number	Product Image	Product Description	Frequency Band (GHz)	Connector A Type	Connector B Type	Cable Diameter (mm)	Cable length (mm)	Cable Color (mm)
Jumper cable assembly-UMCC with UMCC	2015698-3		RF CA, UMCC GEN2-GEN2,0.81MM CABLE,L200MM	9	UMCC-GEN2	UMCC-GEN2	0.81	200	Black
	2016677-3		RF CA,UMCC GEN2-GEN4,0.81,L50,BLACK	9	UMCC-GEN2	UMCC-GEN4	0.81	50	Black
	2016677-4		RF CA,UMCC GEN2-GEN4,0.81,L80,BLACK	9	UMCC-GEN2	UMCC-GEN4	0.81	80	Black
	1-2016698-0		UMCC CA, GEN4-GEN4,1.13,L45MM,BK	9	UMCC-GEN4	UMCC-GEN4	1.13	45	Black
	1-2016698-1		UMCC CA, GEN4-GEN4,1.13,L55MM,BK	9	UMCC-GEN4	UMCC-GEN4	1.13	55	Black
	1-2016698-2		UMCC CA, GEN4-GEN4,1.13,L100MM,BK	9	UMCC-GEN4	UMCC-GEN4	1.13	100	Black
	1-2016698-3		UMCC CA, GEN4-GEN4,1.13,L150MM,BK	9	UMCC-GEN4	UMCC-GEN4	1.13	150	Black
	1-2016698-6		UMCC CA, GEN4-GEN4,1.13,L200MM,BK	9	UMCC-GEN4	UMCC-GEN4	1.13	200	Black
	1-2016698-4		UMCC CA, GEN4-GEN4,1.13,L250MM,BK	9	UMCC-GEN4	UMCC-GEN4	1.13	250	Black
	1-2016698-5		UMCC CA, GEN4-GEN4,1.13,L45MM,BK	9	UMCC-GEN4	UMCC-GEN4	1.13	460	Black

Mating RF Cable Assemblies

Product Type	TE Part Number	Product Image	Product Description	Frequency Band (GHz)	Connector A Type	Connector B Type	Cable Diameter (mm)	Cable length (mm)	Cable Color (mm)
Jumper cable assembly-UMCC with RF connectors	2016692-2		RF CA, TNC BULKHEAD TO UMCC I, L100MM	6	UMCC-GEN1	TNC	1.37	100	Black
	2016691-2		RF CA, 1.0-2.3 BULKHEAD TO UMCC I, L100MM	6	UMCC-GEN1	Din 1.0-2.3	1.37	100	Black
	2032439-1		RF CA, UMCC1 TO SMA PLUG, 1.37MM, L200MM	9	UMCC-GEN1	SMA-PLUG	1.37	200	Black
	2032440-1		C/A, UMCC TO SMA BHD JACK, 1.37MM L200MM	9	UMCC-GEN1	SMA-JACK	1.37	200	Black
	2016682-2		RF CA, UMCC1 TO SMA JACK, 1.13MM, L100MM	9	UMCC-GEN1	SMA-JACK	1.13	100	Black
	2016682-4		RF CA, UMCC1 TO SMA JACK, 1.13MM, L200MM	9	UMCC-GEN1	SMA-JACK	1.13	200	Black
	2016694-2		RF CA, UMCC4 TO SMA JACK, 1.13MM, L100MM	9	UMCC-GEN4	SMA-JACK	1.13	100	Black
	2016694-4		RF CA, UMCC4 TO SMA JACK, 1.13MM, L200MM	9	UMCC-GEN4	SMA-JACK	1.13	200	Black
	2404600-3		RF CA, UMCC1 TO SMA JACK-WP, 1.13MM, L150MM	9	UMCC-GEN1	SMA-JACK-WP	1.13	150	Black
	2410331-2		CA, UMCC4 TO SMA JACK WP, 0.81MM, L100MM	9	UMCC-GEN4	SMA-JACK-WP	0.81	100	Black
	2410331-4		CA, UMCC4 TO SMA JACK WP, 0.81MM, L200MM	9	UMCC-GEN4	SMA-JACK-WP	0.81	200	Black
	2016693-2		RF CA, UMCC1 TO RPSMA JACK, 1.13MM, L100MM	9	UMCC-GEN1	RPSMA-JACK	1.13	100	Black
	2016693-4		RF CA, UMCC1 TO RPSMA JACK, 1.13MM, L200MM	9	UMCC-GEN1	RPSMA-JACK	1.13	200	Black
	2016695-2		RF CA, UMCC4 TO RPSMA JACK, 1.13MM, L100MM	9	UMCC-GEN4	RPSMA-JACK	1.13	100	Black
	2016695-4		RF CA, UMCC4 TO RPSMA JACK, 1.13MM, L200MM	9	UMCC-GEN4	RPSMA-JACK	1.13	200	Black


ASSOCIATED PRODUCTS

Micro Coax Connectors

TE's micro-coaxial connector can offer excellent electrical performance to connect a RF cable assembly or antenna to a main printed circuit board in very broad range of applications.

Our micro-coaxial connectors can be drop-in replacements for existing RF receptacles in the market so customers may not need to change their PCB layout. Micro-coaxial receptacles can be supplied with competitive price and fast delivery.


With these standard RF receptacles and connectors, existing antenna and RF cable assembly portfolio, TE can provide a complete RF solution.



Micro Coax Assemblies


TE's micro-coaxial cable assemblies pair with our micro-coaxial receptacles and antennas to offer an end-to-end RF solution that is competitively priced. These products can provide excellent electrical performance to make a reliable RF or wireless connection to a main printed circuit board in a very broad range of applications, including consumer electronics, wearables, infotainment, medical systems, smart home appliances. TE's global footprint, engineering and manufacturing expertise can enable fast delivery of samples and mass production product.

The cable assemblies can address industry standards and can be mated with micro-coaxial receptacles from other suppliers.



Board-Level Shielding (BLS)

As complexity and functionality increases, there is a growing need for thinner devices with multiple antennas, higher data rates and increased operating frequencies. EMI (Electromagnetic Interference) shields from TE are stamped one and two piece metal shields that help provide isolation of board level components, minimize crosstalk and reduce EMI susceptibility without impacting system speed.



LIMITLESS WIRELESS



ASSOCIATED PRODUCTS AND RESOURCES

Antennas

Landing Page: www.te.com/antennas
Catalog – Ruggedized Antennas: 1-1773953-3
Catalog – Telematics and M2M Antennas: 1-1773960-1

Board Level Shields (BLS)

Landing Page: www.te.com/bls
Quick Reference Guide: 9-1773700-1

Grounding (Spring Fingers)

Landing Page: www.te.com/products/spring-fingers
Quick Reference Guide: 6-1773460-8

Discrete Wire Connectors

Landing pages: www.te.com/products/ct
www.te.com/products/minict
<http://www.te.com/products/hpi>
<http://www.te.com/lowpowerdrawer>
Quick Reference Guides: 1-1773455-8, 6-1773454-5,
1-1773713-2, 1-1773888-2

SIM Card Connectors

Landing page: www.te.com/products/sim
Quick Reference Guide: 2_1773464_0

Fine Pitch Board-to-Board Connectors

Landing page: www.te.com/products/fine-pitch
Quick Reference Guide: 1-1773839-9

RF & Coax Connectors

Landing page: www.te.com/rf
Quick Reference Guide: 1-1773725-8

Battery Connectors

Landing Pages: www.te.com/products/mobile-battery-connector
www.te.com/products/batterypack
Quick Reference Guides: 1-1773839-5, 1-1773839-4

Flexible Printed Circuit (FPC) Connectors

Landing page: www.te.com/products/fpc
Quick Reference Guides: 5-1773461-0, 8-1773459-2

High Frequency Relays

Landing page: www.te.com/hf-relays

USB-C and micro-USB

Landing pages: www.te.com/products/micro-usb
www.te.com/products/usb-type-c
Quick Reference Guides: 1-1773972-9, 1-1773973-2

Switches

Landing page: www.te.com/alcoswitch
Catalog: 8-1773450-9

Sensors

Landing Page: www.te.com/sensors

TE Solution Center

USA	+1 (800) 522-6752
Canada	+1 (905) 475-6222
Mexico	+52 (0) 55-1106-0800
Latin/S. America	+54 (0) 11-4733-2200
Germany	+49 (0) 6251-133-1999
UK	+44 (0) 800-267666
France	+33 (0) 1-3420-8686
Netherlands	+31 (0) 73-6246-999
China	+86 (0) 400-820-6015

te.com

TE MetaSpan, TE Connectivity, TE (logo) and TE connectivity (logo) are trademarks owned or licensed by the TE Connectivity Ltd. family of companies. All other logos, products and/or company names referred to herein might be trademarks of their respective owners.

The information given herein, including drawings, illustrations and schematics which are intended for illustration purposes only, is believed to be reliable. However, TE Connectivity makes no warranties as to its accuracy or completeness and disclaims any liability in connection with its use. TE Connectivity's obligations shall only be as set forth in TE Connectivity's Standard Terms and Conditions of Sale for this product and in no case will TE Connectivity be liable for any incidental, indirect or consequential damages arising out of the sale, resale, use or misuse of the product. Users of TE Connectivity products should make their own evaluation to determine the suitability of each such product for the specific application.

© 2022 TE Connectivity Ltd. family of companies All Rights Reserved.

7-1773452-8 05/22 DND